

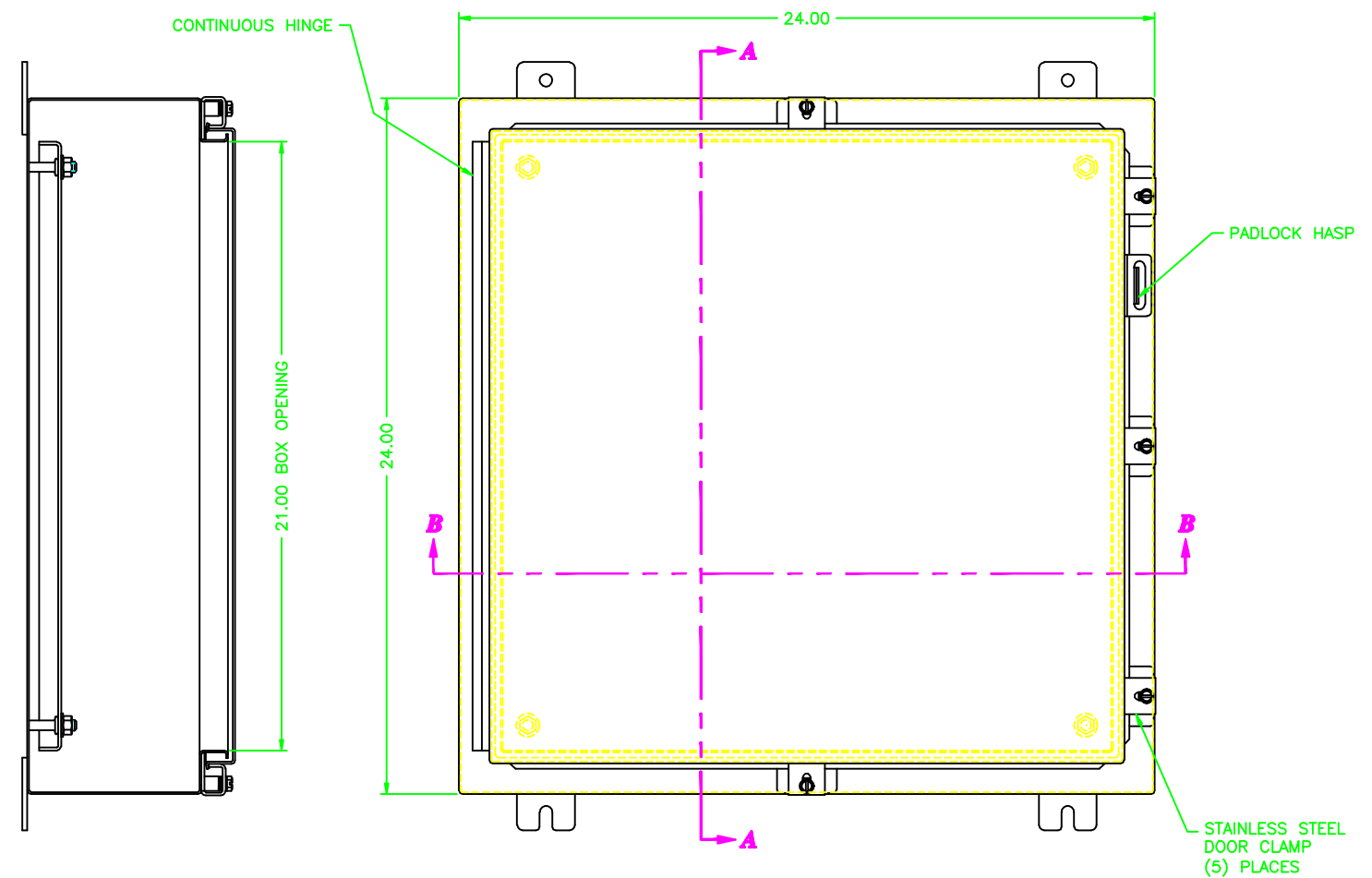
242406

REV	REVISION	BY	ECN	DATE
A	INITIAL RELEASE	CLB		7/8/03

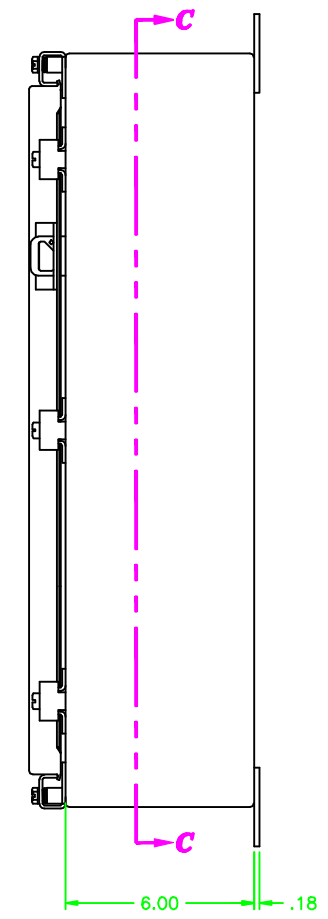
UNCONTROLLED DRAWING

(DATA SUBJECT TO CHANGE WITHOUT NOTICE)

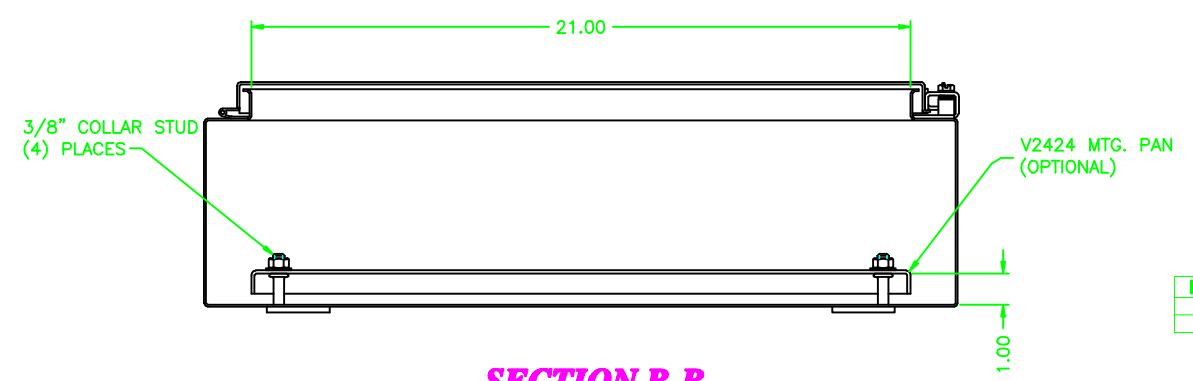
FOR ADDITIONAL HELP CONTACT ENGINEERING@ADALET.com



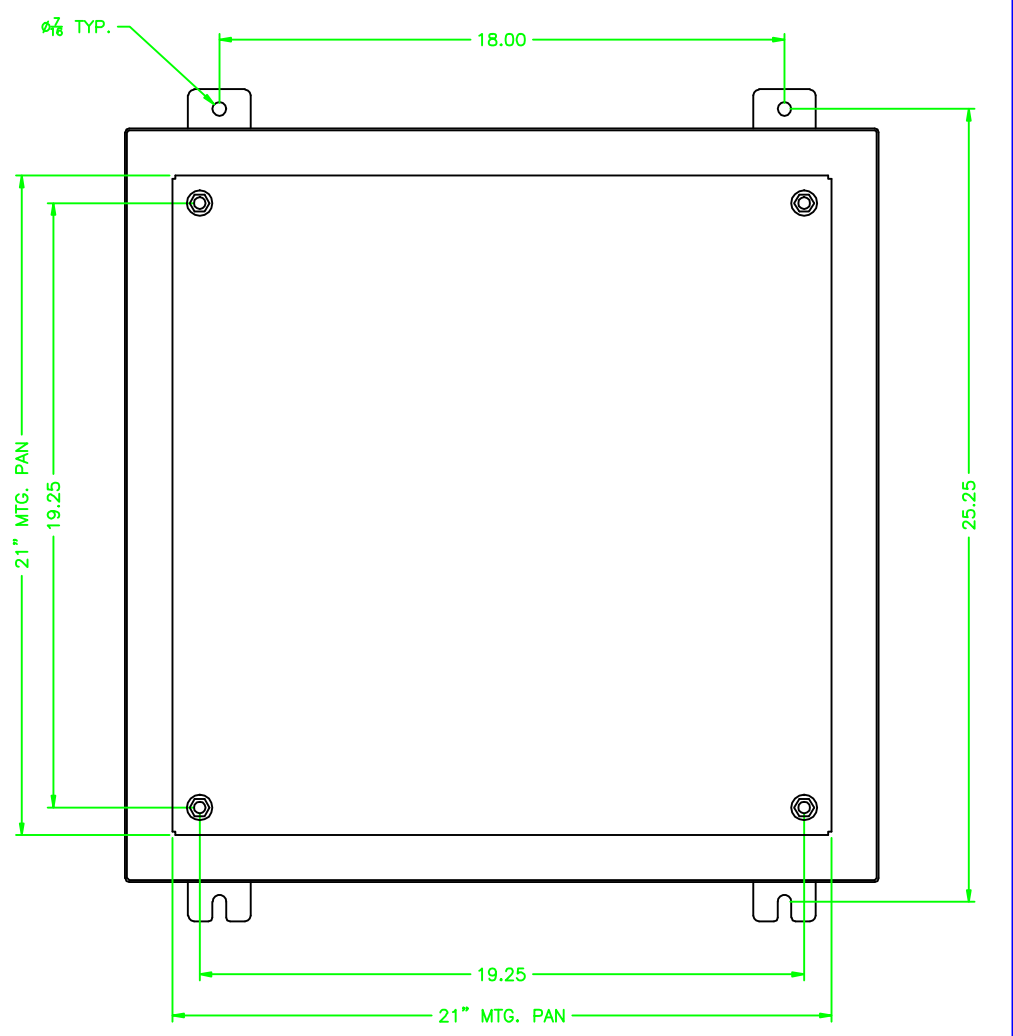
SECTION A-A



SECTION C-C



SECTION B-B



ENCLOSURE MATERIAL	CATALOG NUMBER	PART NUMBER
SS316L	N4XB-242406	M10214
SS304	N4X-242406	M10120

DO NOT SCALE DRAWING
UNLESS OTHERWISE SPECIFIED
DIMENSIONS ARE IN INCHES.
SHEET METAL TOLERANCES
NOT OTHERWISE SPECIFIED:
FRAC ±1/16"
XOK ±.03"
XOK ±.010"
ANGLES ± 0°-30"
INSIDE BEND RADIUS = .040" NOM.
WARRPAGE = 1/16" PER FOOT
ALL WELD SIZES ARE MIN.

ADALET
A SCOTT FETZER COMPANY
Enclosure Systems • Cable Accessories
242406

NOTICE TO PERSONS RECEIVING THIS DRAWING:
SOLELY FOR IDENTIFICATION PURPOSES IN THE MATERIALS
DISCLOSED HEREIN. THIS DRAWING IS ISSUED IN CONFIDENCE
FOR ENGINEERING INFORMATION ONLY AND MAY NOT BE REPRODUCED
OR USED TO MANUFACTURE ANYTHING SHOWN HEREON WITHOUT
EXPLICIT WRITTEN PERMISSION FROM ADALET TO THE USER.

DRAWN BY: CLB
DATE: 7/8/03
ENG APPROVAL: [Signature]
PLDW SCALE: 1=3
MFG APPROVAL: [Signature]
DWG SIZE: D
PURSH: [Signature]
DWG NO: 242406
REV: 10F1
CAY NO: [Signature]

TITLE	
N4-242406 ENCLOSURE ASSEMBLY	
DRAWN BY	DATE
CLB	7/8/03
ENG APPROVAL	PLDW SCALE
[Signature]	1=3
MFG APPROVAL	DWG SIZE
[Signature]	D
DWG NO	REV
242406	10F1
CAY NO	APP
[Signature]	A