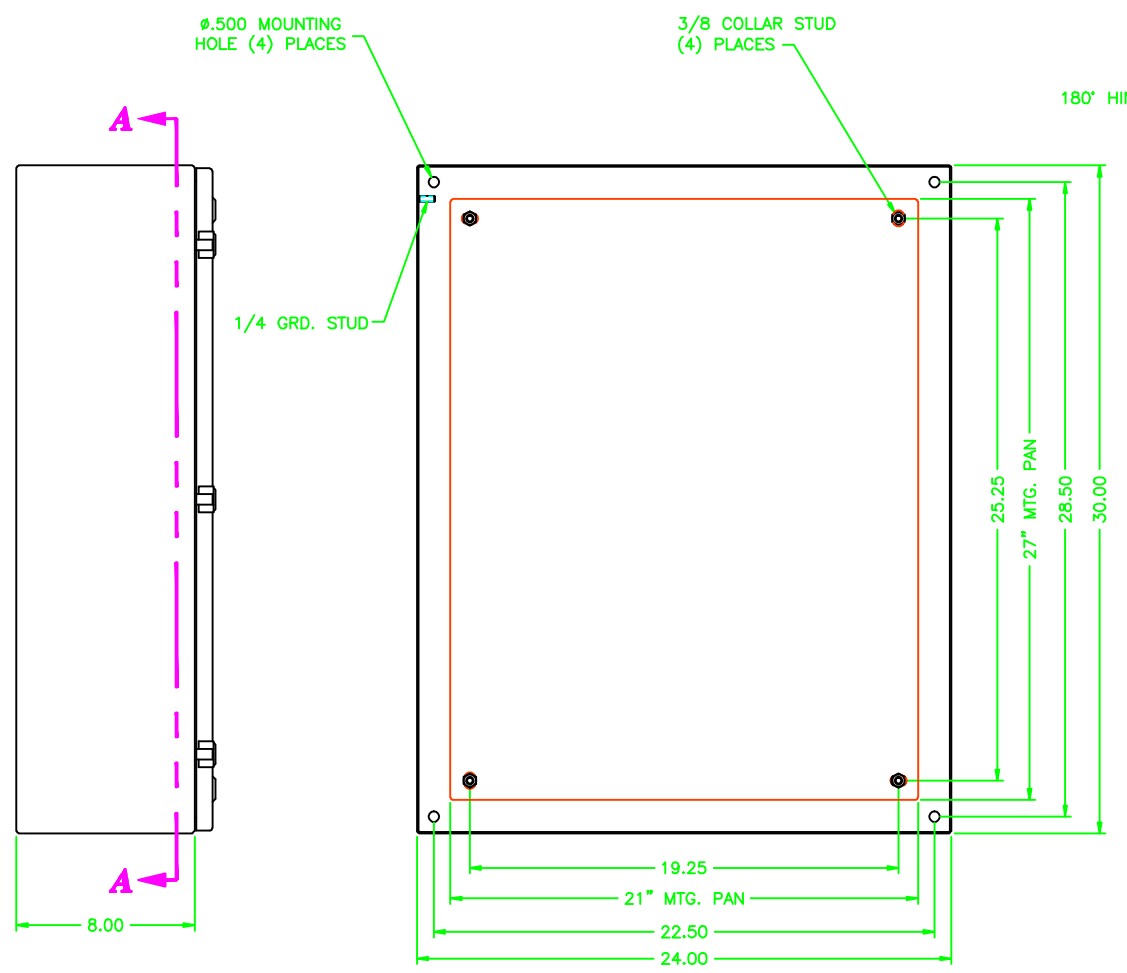
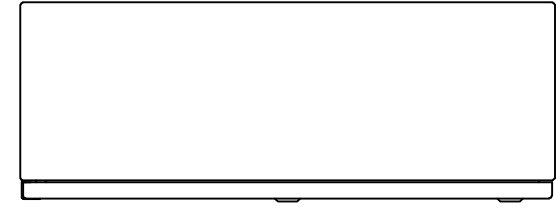


302408

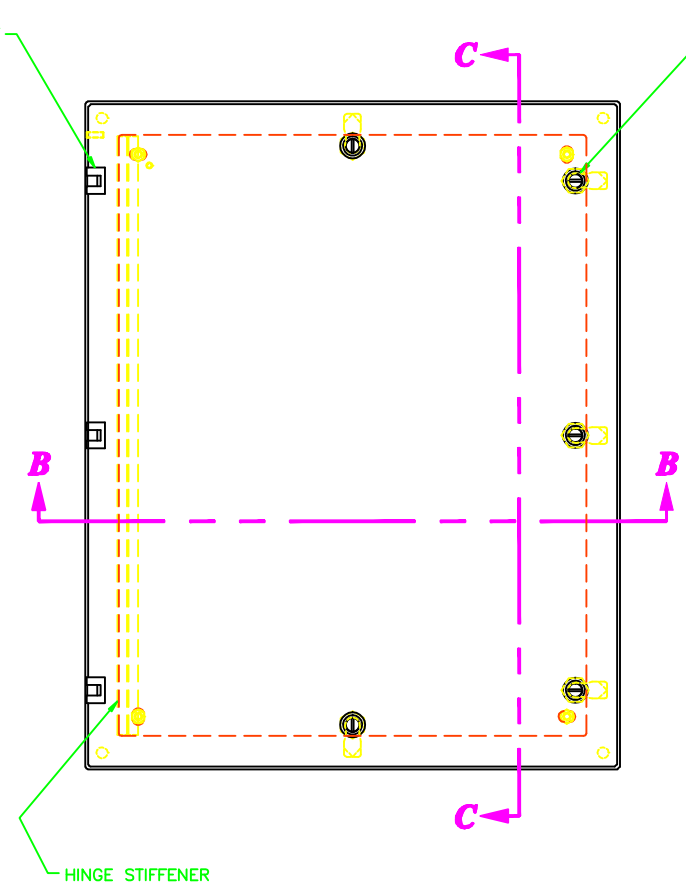
REV	REVISION	BY	DCN	DATE
A	INITIAL RELEASE	CLB		6/3/03

UNCONTROLLED DRAWING

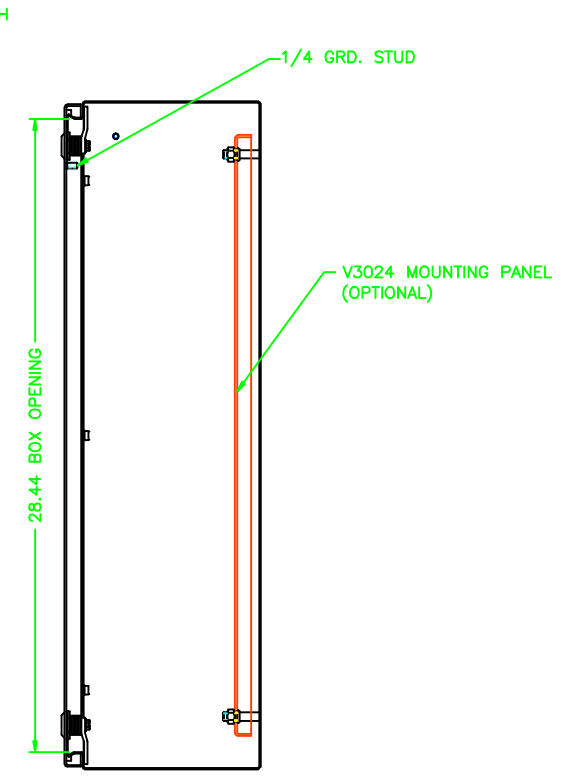
(DATA SUBJECT TO CHANGE WITHOUT NOTICE)
 FOR ADDITIONAL HELP CONTACT ENGINEERING@ADALET.com



SECTION A-A



SECTION B-B



SECTION C-C

ENCLOSURE MATERIAL	CATALOG NUMBER	PART NUMBER
SS316L	AVSS8-302408	M10074
SS304	AVSS-302408	M10020

<p>DO NOT SCALE DRAWING</p> <p>UNLESS OTHERWISE SPECIFIED DIMENSIONS ARE IN INCHES.</p> <p>SHEET METAL TOLERANCES NOT OTHERWISE SPECIFIED:</p> <p>FINISH ± 1/16"</p> <p>XXX ± .03"</p> <p>XXX ± .010"</p> <p>ANGLES ± 0°-30"</p> <p>INSIDE BEND RADIUS = .040" NOM.</p> <p>WARPAGE = 1/16" PER FOOT</p> <p>ALL WELD SIZES ARE MIN.</p>		<p>ADALET A SCOTT PETER COMPANY Enclosure Systems • Cable Accessories</p>		<p>302408 VICTORY ENCLOSURE ASSEMBLY</p>	
<p>NOTICE TO PERSONS RECEIVING THIS DRAWING: ADALET CLAIMS PROPRIETARY RIGHTS IN THE MATERIAL ENCLOSED HEREON. THE DRAWING IS ISSUED IN CONFIDENCE FOR ENGINEERING INFORMATION ONLY AND MAY NOT BE REPRODUCED OR USED TO MANUFACTURE, EITHER WHOLE OR PART, WITHOUT DIRECT WRITTEN PERMISSION FROM ADALET TO THE USER.</p>		<p>DRAWN BY: CLB</p> <p>DATE: 6/3/03</p> <p>REVISED BY: [blank]</p> <p>REVISED DATE: [blank]</p>	<p>SCALE: 1=4</p> <p>DWG NO: 302408</p> <p>SHEET: 10F1</p> <p>REV: A</p>	<p>DATE: 6/3/03</p> <p>SCALE: 1=4</p> <p>DWG NO: 302408</p> <p>SHEET: 10F1</p> <p>REV: A</p>	