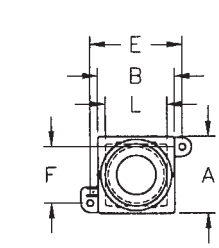
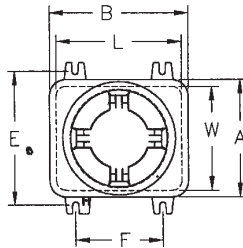


# THREADED COVER

## Threaded Cover Explosionproof Meter Housings

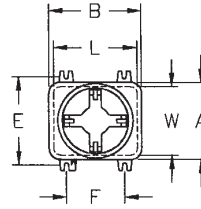


XJDH N4

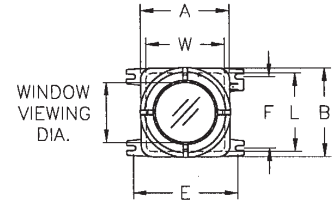


XJKH N4

(D is to underside of cover)

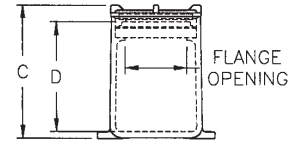
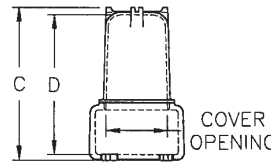
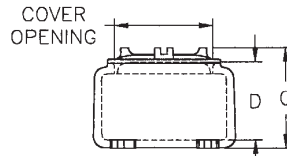
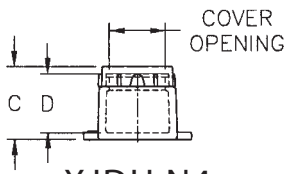


XJKD N4



XJMGCH N4

(D is to glass retaining ring)



CAT. NUMBER	INSIDE DIM.			OVERALL DIM.			MOUNTING CL to CL		COVER OPENING DIA.	WINDOW VIEWING DIA.	FLANGE OPENING DIA.	CONDUIT SIZE	MTNG BOLT SIZE	WEIGHT (LBS)
	W	L	D	A	B	C	E	F						
XJDH N4	4 1/8	4 1/8	3 7/8	5 5/16	5 5/16	4 7/8	6 3/16	3 3/4	3 3/4	-	-	2	3/8	5 3/4
XJDGCH N4	4 1/8	4 1/8	4 1/16	5 5/16	5 5/16	5 5/16	6 3/16	3 3/4	3 3/4	3	-	2	3/8	5
XJDFGCH N4**	4 1/8	4 1/8	4 1/16	5 5/16	5 5/16	5 5/16	6 3/16	3 3/4	2 7/8	3	2 3/4	2	3/8	6
XJDAH N4	5 3/4	5 3/4	5 7/8	7 1/16	7 1/16	7 1/4	8 3/8	5 1/4	4 3/16	-	-	2	3/8	12
XJSH N4	4 dia.		3 3/8	4 7/8	4 7/8	4 1/2	3 3/4	3 3/4	4	-	-	1	1/4	3
XJSD N4	4 dia.		4 7/16	4 7/8	4 7/8	5 1/2	3 3/4	3 3/4	4	-	-	1	1/4	3 1/2
XJLH N4	6	6	4 7/8	7	7	6 1/8	8 3/8	5 1/4	5 3/8	-	-	2	3/8	11
XJLD4 N4	6	6	8 9/16	7	7	9 7/8	8 3/8	5 1/4	5 3/8	-	-	2	3/8	12
XJLD6 N4	6	6	10 1/8	7	7	11 7/16	8 3/8	5 1/4	5 3/8	-	-	2	3/8	12 1/4
XJLD10 N4	6	6	14 9/16	7	7	15 15/16	8 3/8	5 1/4	5 3/8	-	-	2	3/8	14
XJLD13 N4	6	6	17 9/16	7	7	18 15/16	8 3/8	5 1/4	5 3/8	-	-	2	3/8	15
XJLGCH N4	6	6	3 7/8	7	7	6 3/16	8 3/8	5 1/4	5 3/8	4	-	2	3/8	11
XJTH N4	5 13/16	6 9/16	5 7/16	6 13/16	7 7/16	6 5/8	7 3/4	6	5 3/8	-	-	2	7/16	12 3/4
XJTD4 N4	5 13/16	6 9/16	9 1/16	6 13/16	7 9/16	10 3/8	7 3/4	6	5 3/8	-	-	2	7/16	13 1/2
XJTD6 N4	5 13/16	6 9/16	10 9/16	6 13/16	7 9/16	11 15/16	7 3/4	6	5 3/8	-	-	2	7/16	14
XJTD10 N4	5 13/16	6 9/16	15 1/16	6 13/16	7 9/16	16 7/16	7 3/4	6	5 3/8	-	-	2	7/16	15 1/2
XJTD13 N4	5 13/16	6 9/16	18 1/16	6 13/16	7 9/16	19 7/16	7 3/4	6	5 3/8	-	-	2	7/16	16 1/2
XJTGCH N4	5 13/16	6 9/16	4 5/16	6 13/16	7 9/16	6 5/8	7 3/4	6	5 3/8	4	-	2	7/16	12 3/4
XJTFGCH N4**	5 13/16	6 9/16	4 5/16	6 13/16	7 9/16	6 5/8	7 3/4	6	5 3/8	4	4 1/8	2	7/16	13
XJXH N4	4 3/4	4 3/4	4 3/16	5 3/4	5 3/4	5 1/2	6 3/4	4 3/4	4 5/8	-	-	2	1/4	7
XJXGCH N4	4 3/4	4 3/4	3 5/16	5 3/4	5 3/4	5 3/8	6 3/4	4 3/4	4 5/8	3	-	2	1/4	7
XJMH N4	6 3/4	6 3/4	10 3/16	7 3/4	7 3/4	11 11/16	9 1/8	6 1/4	7	-	-	2	3/8	22 1/2
XJMGCH N4**	6 3/4	6 3/4	9 3/8	7 3/4	7 3/4	11 1/2	9 1/8	6 1/4	7	5 1/4	5 3/8	2	3/8	22 1/2
XJMAH N4	6 13/16	6 13/16	7 3/16	7 13/16	7 13/16	8 11/16	9 1/8	6 1/4	7	-	-	2	3/8	17
XJMAGCH N4**	6 13/16	6 13/16	6 1/8	7 13/16	7 13/16	8 1/2	9 1/8	6 1/4	7	5 1/4	5 1/4	2	3/8	17
XJMCH N4	6 3/4	6 3/4	5 3/16	7 13/16	7 13/16	6 11/16	9 1/8	6 1/4	7	-	-	2	3/8	13 1/2
XJMGCH N4**	6 3/4	6 3/4	4 1/8	7 13/16	7 13/16	6 1/2	9 1/8	6 1/4	7	5 1/4	5 3/8	2	3/8	13 3/4
XJHAH N4	7 3/16	9 3/16	5 1/4	8 3/16	10 3/16	6 3/4	9 3/4	8 3/4	7	-	-	2	1/2	16 1/2

EXPLOSIONPROOF  
METER HOUSINGS

SEND ORDERS TO [ORDERS@ADALET.COM](mailto:ORDERS@ADALET.COM)

T: 216.267.9000 | F: 216.267.1681 | [info@adalet.com](mailto:info@adalet.com)

©Adalet

# THREADED COVER

## NOMINAL DIMENSIONS

Catalog #	Box Inside Dimensions			Overall Dimensions			Mounting CL to CL		Cover Opening Dia.	Window Viewing Dia.	Flange Opening Dia.	Max. Conduit Size	Mount Bolt Size	Ship Weight lbs.
	W	L	D	A	B	C	E	F						
XJHAD6 N4	7 3/16	9 3/16	11	8 3/16	10 3/16	12 7/16	9 3/4	8 3/4	7	-	-	2	1/2	19 3/4
XJHAD9 N4	7 3/16	9 3/16	14	8 3/16	10 3/16	15 7/16	9 3/4	8 3/4	7	-	-	2	1/2	21 1/2
XJHAD12 N4	7 3/16	9 3/16	17	8 3/16	10 3/16	18 7/16	9 3/4	8 3/4	7	-	-	2	1/2	23 1/2
XJHAGCH N4	7 3/16	9 3/16	4 3/16	8 3/16	10 3/16	6 9/16	9 3/4	8 3/4	7	5 1/4	-	2	1/2	16 1/2
XJHBH N4	7 1/4	9 1/8	7 1/4	8 3/8	10 1/4	8 13/16	9 3/4	8 7/8	7	-	-	2	1/2	22
XJHBGCH N4	7 1/4	9 1/8	6 3/16	8 3/8	10 1/4	8 9/16	9 3/4	8 7/8	7	5 1/4	-	2	1/2	22
XJHCH N4	7 3/4	10 5/16	6 3/16	8 7/8	11 7/16	7 3/4	10 1/4	7 3/4	7	-	-	2	1/2	23 1/2
XJHCD6 N4	7 3/4	10 5/16	11 15/16	8 7/8	11 7/16	13 7/16	10 1/4	7 3/4	7	-	-	2	1/2	26 3/4
XJHCD9 N4	7 3/4	10 5/16	14 15/16	8 7/8	11 7/16	16 7/16	10 1/4	7 3/4	7	-	-	2	1/2	28 1/2
XJHCD12 N4	7 3/4	10 5/16	17 15/16	8 7/8	11 7/16	19 7/16	10 1/4	7 3/4	7	-	-	2	1/2	30 1/2
XJHCGCH N4	7 3/4	10 5/16	5 1/8	8 7/8	11 7/16	7 9/16	10 1/4	7 3/4	7	5 1/4	-	2	1/2	23 1/2
XJKH N4	9 1/2	11 1/2	7 1/4	10 3/4	12 3/4	9 1/4	12 1/4	8	9	-	-	3	1/2	39 1/4
XJKD6 N4	9 1/2	11 1/2	13 1/16	10 3/4	12 3/4	14 15/16	12 1/4	8	9	-	-	3	1/2	43 3/4
XJKD12 N4	9 1/2	11 1/2	19 1/16	10 3/4	12 3/4	20 15/16	12 1/4	8	9	-	-	3	1/2	49
XJKD18 N4	9 1/2	11 1/2	25 1/16	10 3/4	12 3/4	26 15/16	12 1/4	8	9	-	-	3	1/2	54 3/4
XJKGCH N4	9 1/2	11 1/2	6 3/16	10 3/4	12 3/4	9 1/16	12 1/4	8	9	6 1/16	-	3	1/2	39 1/4
XJKAH N4	9 1/2	11 1/2	9 1/8	10 3/4	12 3/4	11 3/16	12 3/8	8	9	-	-	3	1/2	45 3/4
XJKAD6 N4	9 1/2	11 1/2	15	10 3/4	12 3/4	16 13/16	12 3/8	8	9	-	-	3	1/2	50 1/4
XJKAD12 N4	9 1/2	11 1/2	21	10 3/4	12 3/4	22 13/16	12 3/8	8	9	-	-	3	1/2	55 1/4
XJKAD18 N4	9 1/2	11 1/2	27	10 3/4	12 3/4	28 13/16	12 3/8	8	9	-	-	3	1/2	61 1/4
XJKAGCH N4	9 1/2	11 1/2	8 1/16	10 3/4	12 3/4	11	12 3/8	8	9	6 1/16	-	3	1/2	45 3/4
XJN6H N4	11 1/2	12 3/4	7 7/16	13 3/8	14 5/8	9 13/16	15 3/8	9	10 11/16	-	-	4	1/2	60 1/2
XJN12 N4	11 1/2	12 3/4	13 3/16	13 1/16	14 13/16	15 15/16	15 3/8	9	10 11/16	-	-	4	1/2	87 1/2
XJNGC6 N4	11 1/2	12 3/4	6 3/16	13 3/8	14 5/8	9 7/8	15 3/8	9	10 11/16	8	-	2	1/2	60 1/2
XJNGC12 N4	11 1/2	12 3/4	12 5/16	13 1/16	14 13/16	16	15 3/8	9	10 11/16	8	-	2	1/2	87 1/2
XJWHH N4	6 5/8 dia		4 3/8	7 15/16	7 15/16	5 15/16	6 3/8	6 3/8	7	-	-	2	3/8	11 1/2
XJWH6 N4	6 5/8 dia		10 1/8	7 15/16	7 15/16	11 5/8	6 3/8	6 3/8	7	-	-	2	3/8	14 3/4
XJWH9 N4	6 5/8 dia		13 1/8	7 15/16	7 15/16	14 5/8	6 3/8	6 3/8	7	-	-	2	3/8	16 1/2
XJWH12 N4	6 5/8 dia		16 1/8	7 15/16	7 15/16	17 5/8	6 3/8	6 3/8	7	-	-	2	3/8	18 1/2
XJWHGCH N4	6 5/8 dia		3 5/16	7 15/16	7 15/16	5 3/4	6 3/8	6 3/8	7	5 1/4	-	2	3/8	11 1/2
XJW3 N4	4 7/8 dia		5 5/16	5 11/16	5 11/16	6 7/8	4 1/2	4 1/2	4 7/8	-	-	1 1/4	1/4	5
XJW5 N4	4 7/8 dia		7 5/16	5 11/16	5 11/16	8 11/16	4 1/2	4 1/2	4 7/8	-	-	1 1/4	1/4	5 3/4
XJWTH N4	5 3/8 dia		3 13/16	6 3/8	6 3/8	5 1/8	5 1/8	5 1/8	5 3/8	-	-	2	5/16	8
XJWT4 N4	5 3/8 dia		7 9/16	6 3/8	6 3/8	8 7/8	5 1/8	5 1/8	5 3/8	-	-	2	5/16	9
XJWT6 N4	5 3/8 dia		9 1/16	6 3/8	6 3/8	10 3/8	5 1/8	5 1/8	5 3/8	-	-	2	5/16	9 1/2
XJWT10 N4	5 3/8 dia		13 3/16	6 3/8	6 3/8	14 7/8	5 1/8	5 1/8	5 3/8	-	-	2	5/16	11
XJWT13 N4	5 3/8 dia		16 1/16	6 3/8	6 3/8	17 7/8	5 1/8	5 1/8	5 3/8	-	-	2	5/16	12
XJWTGCH N4	5 3/8 dia		2 15/16	6 3/8	6 3/8	5 1/8	5 1/8	5 1/8	5 3/8	4	-	2	5/16	8
XJSWG N4**	5 1/4	5 1/4	4 1/16	6 1/8	6 1/8	5 5/8	7 1/8	4 3/4	5	3 3/8 x 3 3/8	3 3/4	3/4	5/16	8
XJOGC N4	8	8	5 1/4	9	9	7 9/16	8	8	7	5 1/4	-	2	5/16	20 1/4

**NOTES** Suffix H and HX enclosure types are dimensionally identical.

\*\*Includes built-in meter mounting provisions; call factory for details.

EXPLOSIONPROOF  
METER HOUSINGS