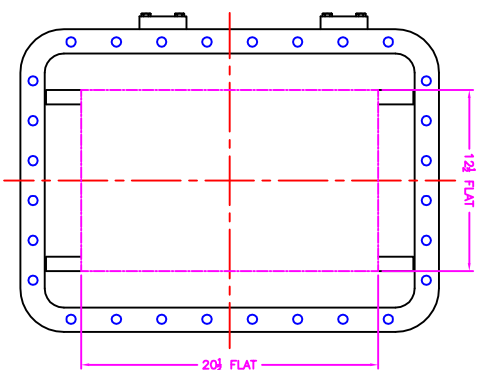
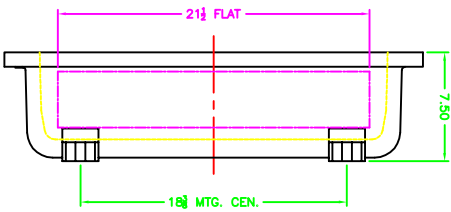
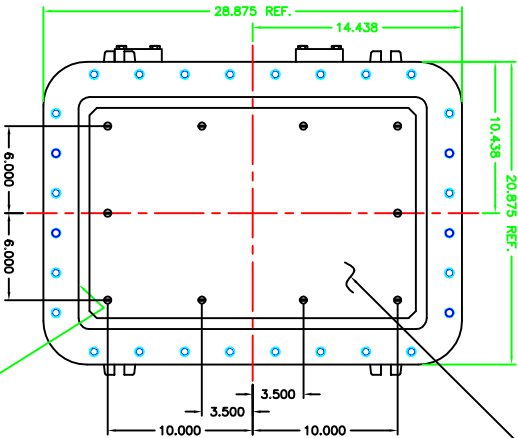


OPTIONAL XHF-2 HINGES

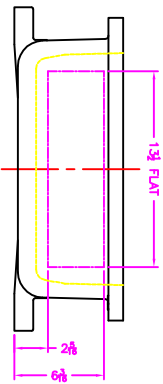
OPTIONAL MTG. PAN



EXISTING GRD. SCREW

XCE 1624 COVER

- NOTES:
- COVER DRILLING T₁ MINIMUM SPACING FROM CENTER OF OPERATOR TO NEAREST FLAT IS 1 1/8".
 - AU DIMENSION IN XCE ONLY.
 - MINIMUM SPACING BETWEEN 1-14 NPSM OPERATOR CENTERS IS 3/4" FOR THIS ENCLOSURE.
 - MINIMUM SPACING BETWEEN 1-14 NPSM OPERATOR CENTERS IS 3/4" FOR THIS ENCLOSURE.
 - DIMENSION FROM CENTER LINE AND BACK OF MTS. LUG FOR CONDUIT.
 - DIMENSION FROM CENTER LINE AND BACK OF MTS. LUG FOR CONDUIT.
 - FOR MTS. ENCLOSURE USE 1/2" BOLT.



		MODIFIED XCE/XUF 162406 ENCLOSURE FOR	
DATE: 11-15-01 BY: DDH CHECKED: 1-4-05 D TUMBLAST XCE/XUF 162406	DATE: 11-15-01 BY: DDH CHECKED: 1-4-05 D TUMBLAST XCE/XUF 162406	DATE: 11-15-01 BY: DDH CHECKED: 1-4-05 D TUMBLAST XCE/XUF 162406	DATE: 11-15-01 BY: DDH CHECKED: 1-4-05 D TUMBLAST XCE/XUF 162406