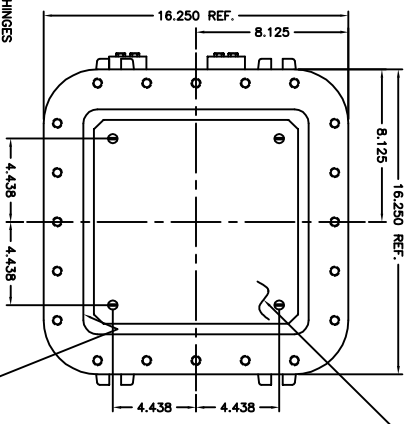
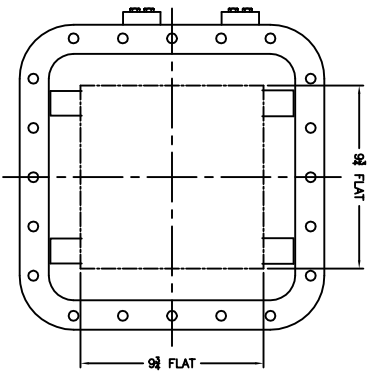
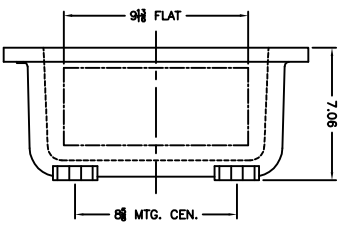


INSTALL XHC-2 HINGES



INSTALL XSA PAN

EXISTING GRD. SCREW



XCE 1212 N4 COVER

- NOTES:
1. MINIMUM SPACING FROM CENTER OF OPERATOR TO NEAREST FLAT IS 1 1/4".
  2. MINIMUM SPACING BETWEEN 1/4"-1 1/4" WPSM OPERATOR CENTERS IS 3 FOR THIS ENCLOSURE.
  3. MAXIMUM NUMBER OF OPERATORS IS 2.
  4. DIMENSION FROM CENTER LINE AND BACK OF MTC. LUG FOR CONDUNT.
  5. DIMENSION FROM CENTER LINE AND BACK OF MTC. LUG FOR CONDUNT.
  6. FOR MTC. ENCLOSURE USE 1 BOLT.

MODIFIED XCE 121206 N4 ENCLOSURE FOR

DPH 12-08-01

1-A3.5

D

1 OF 1

TURBLAST  
XCE 121206 N4