



EU-TYPE EXAMINATION CERTIFICATE



Component intended for use on/in Equipment or Protective System Intended for use in Potentially Explosive Atmospheres Directive 2014/34/EU

- [3] EU-Type Examination Certificate Number: **DEMKO 01 ATEX 0129472U Rev. 3**
- [4] Component: **Empty Enclosure**
- [5] Manufacturer: **Adalet/Scott Fetzer Co.**
- [6] Address: **4801 W. 150th Street, Cleveland, OH 44135 USA**
- [7] This product and any acceptable variation thereto are specified in the schedule to this certificate and the documents therein referred to.
- [8] UL International Demko A/S, notified body number 0539 in accordance with Article 17 of the Directive 2014/34/EU of the European Parliament and of the Council, dated 26 February 2014, certifies that this product has been found to comply with the Essential Health and Safety Requirements relating to the design and construction of products intended for use in potentially explosive atmospheres, given in Annex II to the Directive.
- The examination and test results are recorded in confidential report no. **US/UL/ExTR10.0056/03.**
- [9] Compliance with the Essential Health and Safety Requirements has been assured by compliance with:
- EN IEC 60079-0:2018 EN 60079-1: 2014 EN 60079-31:2014**
- Where additional criteria beyond those given here have been used, they are listed at item 18 in the Schedule.
- [10] The sign "U" placed behind the certificate number indicates that this certificate should not be confused with certificates issued for equipment or protective systems. This partial certification may be used as a basis for certification of an equipment or protective systems. "Schedule of limitations" is listed under item 17 of this certificate.
- [11] This EU-Type Examination Certificate relates only to the technical design of the specified product in accordance to the Directive 2014/34/EU. Further requirements of the Directive apply to the manufacturing process and supply of this product. These are not covered by the certificate.
- [12] The marking of the product shall include the following (marking is provided in the Schedule as a part of item 15, if applicable):

 **II 2 G Ex db IIB Gb**
 **II 2 D Ex tb IIIC Db**

Certification Manager
Thomas Wilson

This is to certify that the sample(s) of the Component described herein ("Certified Component") has been investigated and found in compliance with the Standard(s) indicated on this Certificate, in accordance with the ATEX Product Certification Program Requirements. This certificate and test results obtained apply only to the component sample(s) submitted by the Manufacturer. UL did not select the sample(s) or determine whether the sample(s) provided were representative of other manufactured component. UL has not established Follow-Up Service or other surveillance of the product. The Manufacturer is solely and fully responsible for conformity of all products to all applicable Standards, specifications, requirements or Directives. The test results may not be used, in whole or in part, in any other document without UL's prior written approval.

Date of issue: 2001-09-03
Re-issued: 2023-10-16

Notified Body UL International Demko A/S, Ballerup 5A, 2750 Ballerup, Denmark
Tel. +45 44 85 65 65, info.dk@ul.com, www.ul.com



[13]

[14]

Schedule

EU-TYPE EXAMINATION CERTIFICATE No.

DEMKO 01 ATEX 0129472U Rev. 2

[15] Description of Component:
 The XCEX series of external flanged cast aluminum or 316 stainless steel enclosures may have conduit/cable entries in the box and openings in the cover for threaded circular windows, cemented in place rectangular windows, and threaded auxiliary device operators.

The XCEX 081004N4-S7620 enclosure is similar to the Model No. XCEX 081004-N4 enclosure except for cover machining differences, (4) 3/8-16 UNC 2B cover operator openings. Four XMORB or XMORBS Reset button operators are provided in 3/8-16 UNC operator openings.

Types of variants comprised by the certificate:

XCEX Series:

XCEX	041604	N4
I	II	III

I. Enclosure Series Designation
XCEX

II. Enclosure Size

- 041604
- 060804
- 060805
- 060806
- 061105
- 061204
- 061206
- 061305
- 071004
- 071006
- 071805
- 080804
- 080806
- 080808
- 081004
- 081006
- 081008
- 081204
- 081206
- 081208
- 091105
- 101004
- 101006
- 101008
- 101206
- 101404
- 101406
- 101408
- 101410
- 121204
- 121206
- 121208
- 121804
- 121806
- 121808
- 122005
- 122404
- 122406
- 122408
- 122410
- 123006
- 123604
- 123606
- 123608
- 124608
- 141404
- 141406
- 141408



[13]

[14]

Schedule
EU-TYPE EXAMINATION CERTIFICATE No.
DEMKO 01 ATEX 0129472U Rev. 2

142210
 142213
 142806
 161604
 161606
 161608
 162406
 162408
 162410
 162806
 163010
 163406
 164610
 181804
 181806
 181808
 182406
 182408
 182410
 183008
 183608
 183610
 203606
 203612
 204806
 204812
 242408
 242410
 243008
 243608
 243610
 323612

III. Environmental Rating
 N4 - Type 4 Rating
 N4X - Type 4X Rating

XCESX Series:

XCESX	081006	N4
I	II	III

I. Enclosure Series Designation
 XCESX

II. Enclosure Size
 081006
 101408
 121208
 122410
 161608
 182410
 242410
 243610

III. Environmental Rating
 N4 - Type 4 Rating
 N4X - Type 4X Rating

Optional Accessories:

Plugs:

Model XPP3, XMPP, XPB1 N4, XPB2 N4, XPPH3 N4, XPPH4 N4, 5318 Series, XPP2 N4, , OX, 5318-S Series and 6085.



Accredited by DANAK under registration number 7011 to certification of products.

Form-ULID-000217 (DCS:00-IC-F0056-2) – Issue 28.0

This certificate may only be reproduced in its entirety and without any change.

Page 3 of 5

[13]

[14]

Schedule EU-TYPE EXAMINATION CERTIFICATE No. DEMKO 01 ATEX 0129472U Rev. 2

Operators/Auxiliary Devices:

Model XCS-1, XCS-2, XCS-3, XCS-4, XCS-5, XRB, XRBL, XBOS, XHDMC, XHDMCS, XHDPB, XHDPBS, XHKSC, XHKSL, XHKSR, XHKSS, XHKSSC, XHKSSL, XHKSSR, XHKSSS, XHPB, XHPBPL, XHPBM, XHPBMS, XHPBS, XHPBSPL, XHPPM, XHSC, XHSL, XHSR, XHSS, XHSSC, XHSSL, XHSSPL, XHSSR, XHSSS, XHSSSPL, XPO, XPOL, XPOC, XPOCS, XPOS, XPOSL, XSSL-4P, XSSL-5P, XSSS-4P, XSSS-5P, XBO, XHPPMS, XIRBS, XMOBS-1 to -14, XMORBS, XIRB, XMOSS-1 to -3, XMOB-1 to -14, XMORB, XMOSS-1 to -3, XCBH 21 XCBH 22, XCBH1GF-L, XCBH1GF-R, XPB1-GL1, XPB1-H1, XPB1-H2, XPB1-H3, XPB1GL2, XPB2-H1, XCBH2-1, XCBH2-2, XCBH2-3, XCBH2-4, XCBH2-X Series, XMOL, XLX, XLXS, XLX-G, XLSX-G, XLPS_X, XLP_X, XHPBLMS, XHPBLM, XHPPMS, XPBH1, XBOS2-6, XRSO1, XHPBPLG.

Drain and Breather Fittings:

Model XDBH2 (IP 40 only).

Windows:

Models XGC10, XGC20, XGC30, XGC40, XGC52, XGC66 and XGC80.

Model Series XGW:

XGW A B, Example XGW 0709 (7 in. x 9 in.)

01 – 1 in. (25 mm)	05 – 5 in. (130 mm)	10 – 10 in. (250 mm)
015 – 1.5" (40 mm)	06 – 6 in. (150 mm)	11 – 11in. (280 mm)
02 – 2 in. (50 mm)	07 – 7 in. (180 mm)	12 – 12 in. (300 mm)
03 – 3 in. (80 mm)	08 – 8 in. (200 mm)	13 – 13 in. (330 mm)
04 – 4 in. (100 mm)	09 – 9 in. (230 mm)	

Temperature range

Ambient Temperature Range	Models
-40°C to +60°C	XCEX: 041604, 060804, 060805, 060806, 061105, 061204, 061206, 061305, 071004, 071006, 071805, 080804, 080806, 080808, 081004, 081006, 081008, 081204, 081206, 081208, 091105, 101004, 101006, 123606, 123608, 124608, 141404, 141406, 141408, 142210, 142213, 142806, 161604, 161606, 161608, 162406, 162408, 162410, 162806, 163010, 163406, 164610, 181804, 181806, 181808, 182406, 182408, 182410, 183008, 183608, 183610, 203606, 203612, 204806 and 204812.
-20°C to +60°C	XCEX: 041604, 060804, 060805, 060806, 061105, 061204, 061206, 061305, 071004, 071006, 071805, 080804, 080805, 080806, 080808, 081004, 081006, 081008, 081204, 081206, 081208, 091105, 101004, 101006, 101008, 101206, 101404, 101406, 101408, 101410, 121204, 121206, 121208, 1210804, 121806, 121808, 122005, 122404, 122406, 122408, 122410, 122306, 123604, 123606, 123608, 124608, 141404, 141406, 141408, 142210, 142213, 142806, 161604, 161606, 161608, 162406, 162408, 162410, 162806, 163010, 163406, 164610, 181804, 181806, 181808, 182406, 182408, 182410, 183008, 183608, 183610, 203606, 203612, 204806, 204812, 242408, 242410, , 243008, 243608, 243610, 243612 and 323612. XCESX: 081006, 101408, 121208, 122410, 161608, 182410, 242410, and 243610

Routine tests

Routine tests according to EN 60079-1 cl. 16 are required on the following enclosures:

Ambient Temperature Range	XCEX Models
-20°C to +60°C	323612.
-40°C to +60°C	060804, 060805, 060806, 061105, 061204, 061206, 061305, 071004, 071006, 071805, 080804, 080806, 080808, 081004, 081006, 081008, 081204, 081206, 081208, 091105, 101004, 101006, 123606, 123608, 124608, 141404, 141406, 141408, 142210, 142213, 142806, 161604, 161606, 161608, 162408, 162410, 162806, 163010, 163406 and 164610.

[16]

Descriptive Documents

The scheduled documents are listed in the report no. provided under item no. [8] on page 1 of this EU-Type Examination Certificate.



Accredited by DANAK under registration number 7011 to certification of products.

Form-ULID-000217 (DCS:00-IC-F0056-2) – Issue 28.0

This certificate may only be reproduced in its entirety and without any change.

Page 4 of 5

[13]

[14]

Schedule EU-TYPE EXAMINATION CERTIFICATE No. DEMKO 01 ATEX 0129472U Rev. 2

[17]

Schedule of Limitations:

- Contact Adalet for information on the dimensions of flameproof joints.
- The maximum number of apertures, their maximum sizes and their positions are referenced in drawing no. DS483M for the XCEX enclosures and drawing no. DS900M for the XCESX enclosures.
- Oil-filled circuit-breakers and contactors shall not be used.
- Ambient temperature range is -40°C to +60°C for Models XCEX 041604, 060804, 060805, 060806, 061105, 061204, 061206, 061305, 071004, 071006, 071805, 080804, 080806, 080808, 081004, 081006, 081008, 081204, 081206, 081208, 091105, 101004, 101006, 123606, 123608, 124608, 141404, 141406, 141408, 142210, 142213, 142806, 161604, 161606, 161608, 162406, 162408, 162410, 162806, 163010, 163406, 164610, 181804, 181806, 181808, 182406, 182408, 182410, 183008, 183608, 183610, 203606, 203612, 204806 and 204812.
- Ambient temperature range is -20°C to +60°C for all other models.
- Content of the enclosure equipment may be placed in any arrangement, provided that an area of at least 20% of each cross-sectional area remains free to permit an unimpeded gas flow and, therefore, unrestricted development of an explosion. Separate relief areas may be aggregated provided that each area has a minimum dimension in any direction of 12.5 mm.
- Service temperature range of XGC30, XGC40, XGC52, and XGC66 windows is from -34°C to +100°C. Service temperature range of XGC10, XGC20, and XGC80 is -34°C to +70°C. Service temperature range of all other windows covered is -40°C to +70°C.
- For XCEX enclosures only: The XGC window assemblies shall be used with enclosures marked with an ambient temperature range of -20°C to +60°C only.
- Auxiliary devices were evaluated for use in -20°C to +40°C ambient. Consideration should be given to the effects if used outside this temperature range.
- The glass windows were tested for thermal shock to +100°C and were conditioned at +100°C. Consideration should be given to the effects of use outside of these temperatures.
- For XCEX enclosures only: The following blanking element part numbers shall be used with enclosures marked with an ambient temperature range of -20°C to +60°C only: 15562-7, 6014, 6084, 6085, and 7069.
- To minimize the risk of electrostatic charge, provisions shall be made for adequate grounding and equipment shall be installed in such a manner so that accidental discharge shall not occur.
- Only one Hazardous Location Solutions reducer shall be used with any single cable entry on the associated equipment.
- The Hazardous Locations Solutions reducers shall not be used for the direct interconnection of enclosures.
- All plugs are for one time use only.

[18]


Essential Health and Safety Requirements

The Essential Health and Safety Requirements (EHSRs) covered by the standards listed at item 9.

Additional information

Enclosures with O-ring construction, -N4 suffix, are suitable for IP66 enclosure rating. Enclosures without O-ring are suitable for IP40 rating.



The trademark  will be used as the company identifier on the marking label.

The manufacturer shall inform the notified body concerning all modifications to the technical documentation as described in Annex III to Directive 2014/34/EU of the European Parliament and the Council of 26 February 2014.