

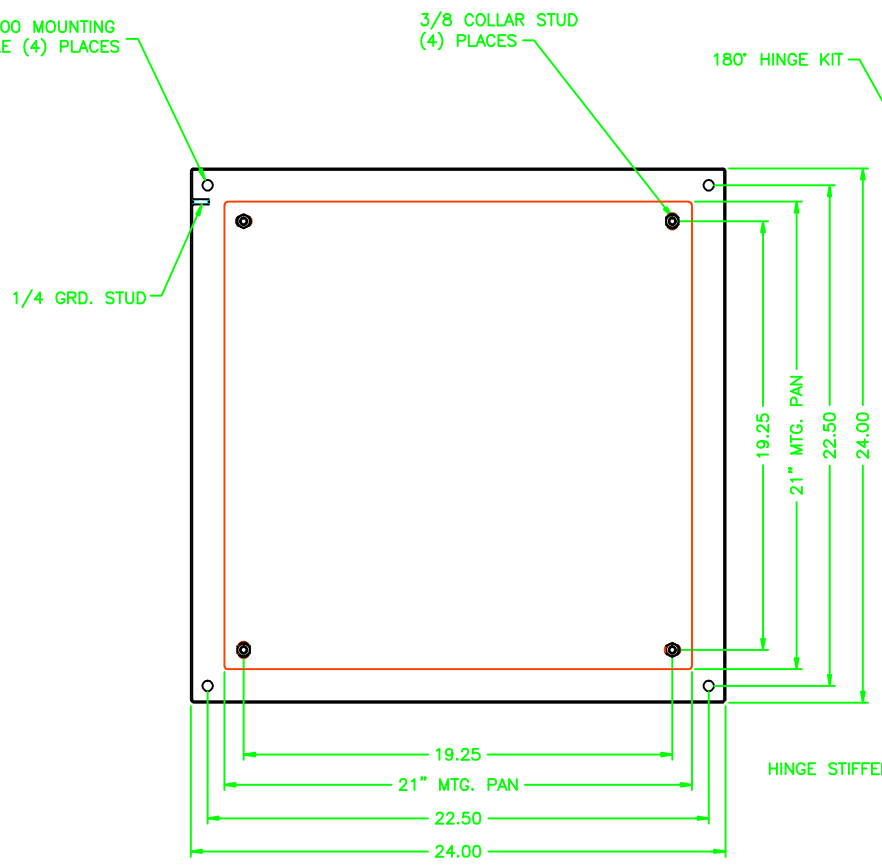
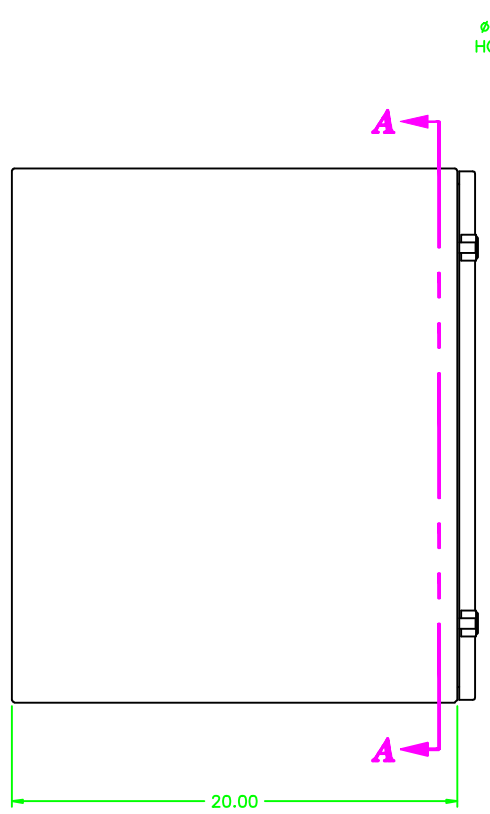

242420

REV	REVISION	BY	BCN	DATE
A	INITIAL RELEASE	CLB		6/3/03

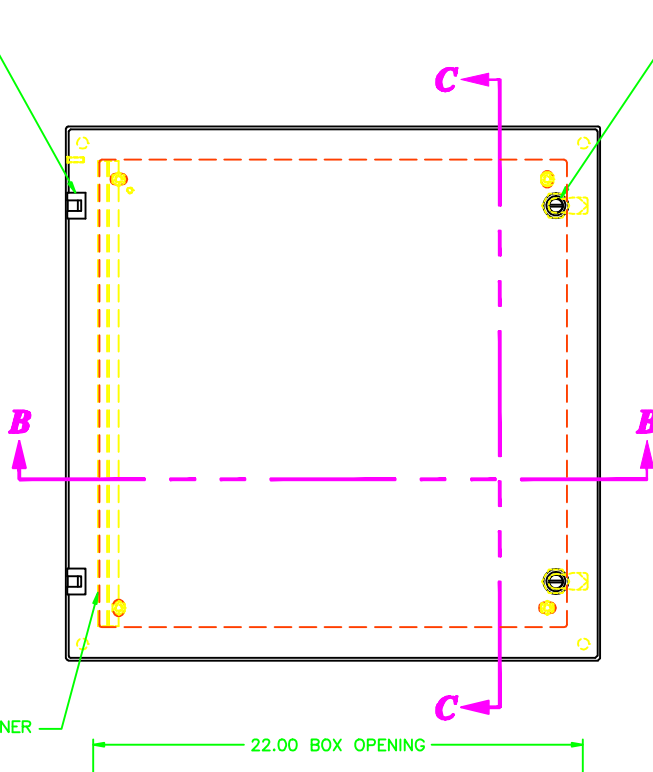
UNCONTROLLED DRAWING

(DATA SUBJECT TO CHANGE WITHOUT NOTICE)

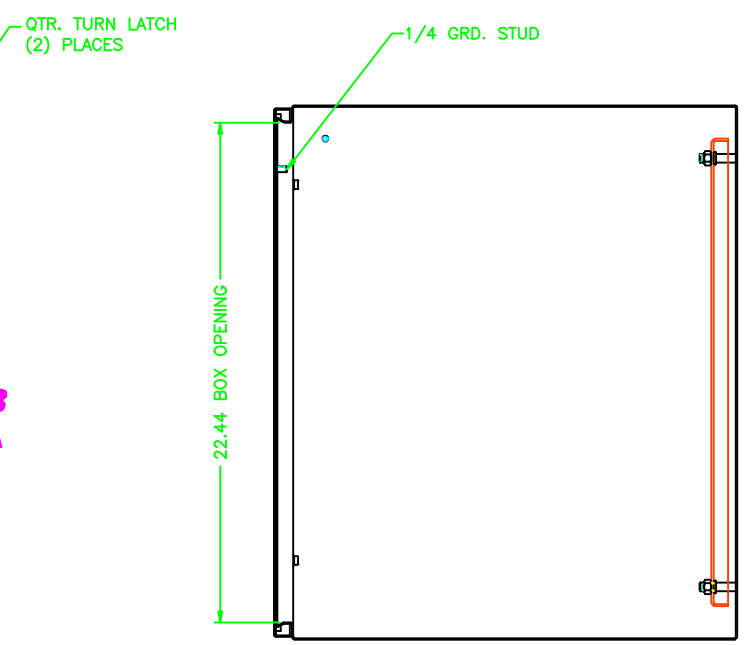
FOR ADDITIONAL HELP CONTACT ENGINEERING@ADALET.com



SECTION A-A



SECTION B-B



SECTION C-C

ENCLOSURE MATERIAL	CATALOG NUMBER	PART NUMBER
SS316L	AVSS-242420	M10006
SS304	AVSS-242420	M10042

<p>DO NOT SCALE DRAWING</p> <p>UNLESS OTHERWISE SPECIFIED DIMENSIONS ARE IN INCHES.</p> <p>SHEET METAL TOLERANCES NOT OTHERWISE SPECIFIED:</p> <p>FINN ± 1/16"</p> <p>JXX ± .03"</p> <p>JXX ± .010"</p> <p>ANGLES ± 0°-30"</p> <p>INSIDE BEND RADIUS = .040" NOM.</p> <p>WARPAGE = 1/16" PER FOOT</p> <p>ALL WELD SIZES ARE MIN.</p>		<p>ADALET</p> <p>A SCOTT FETZER COMPANY</p> <p>Enclosure Systems • Cable Accessories</p>		<p>242420 VICTORY ENCLOSURE ASSEMBLY</p>	
<p>NOTICE TO PERSONS RECEIVING THIS DRAWING: ADALET CLAIMS PROPRIETARY RIGHTS IN THE MATERIALS, METHODS, AND EQUIPMENT USED IN THE DESIGN AND CONSTRUCTION OF THIS DRAWING. THIS DRAWING IS ISSUED IN CONFIDENCE FOR ENGINEERING INFORMATION ONLY AND MAY NOT BE REPRODUCED OR USED TO MANUFACTURE, EITHER WHOLE OR PART, WITHOUT WRITTEN PERMISSION FROM ADALET TO THE USER.</p>		<p>DRAWN BY: CLB</p> <p>DATE: 6/3/03</p> <p>REV APPR: [Signature]</p> <p>PLAT SCALE: 1=4</p> <p>REV APPR: [Signature]</p> <p>REV DATE: D</p>		<p>DWG NO: 242420</p> <p>SHEET: 10F1</p> <p>REV: A</p>	