



IECEX Certificate of Conformity

INTERNATIONAL ELECTROTECHNICAL COMMISSION IEC Certification System for Explosive Atmospheres

for rules and details of the IECEx Scheme visit www.iecex.com

Ex COMPONENT CERTIFICATE

Certificate No.: **IECEX UL 09.0013U** Page 1 of 4 Certificate history:
Status: **Current** Issue No: 5 [Issue 4 \(2015-01-30\)](#)
Date of Issue: 2019-12-18 [Issue 3 \(2014-06-27\)](#)
[Issue 2 \(2012-06-29\)](#)
[Issue 1 \(2010-10-15\)](#)
[Issue 0 \(2009-06-14\)](#)

Applicant: **Adalet/Scott Fetzer Co.**
4801 W. 150th Street
Cleveland, OH 44135
United States of America

Ex Component: Empty Terminal Enclosures, Types VCND4, VCND4X, VCND4X6, VHND4, VHND4X, VHND4X6, VC4, VC4X, VC4X6, VH4, VH4X and VH4X6*

This component is NOT intended to be used alone and requires additional consideration when incorporated into other equipment or systems for use in explosive atmospheres (refer to IEC 60079-0).

Type of Protection: **Increased Safety "eb," Dust Ignition Protection by Enclosure "tb"**

Marking: Ex eb IIC Gb (for VC, VH, VCND and VHND series)
Ex tb III C Db IP66 (for VC and VH series)
+50°C to +100°C

Approved for issue on behalf of the IECEx
Certification Body:

Katy A. Holdredge

Position:

Senior Staff Engineer

Signature:
(for printed version)

Date:

2019-12-18

1. This certificate and schedule may only be reproduced in full.
2. This certificate is not transferable and remains the property of the issuing body.
3. The Status and authenticity of this certificate may be verified by visiting www.iecex.com or use of this QR Code.



Certificate issued by:

UL LLC
333 Pfingsten Road
Northbrook IL 60062-2096
United States of America





IECEX Certificate of Conformity

Certificate No.: **IECEX UL 09.0013U**

Page 2 of 4

Date of issue: 2019-12-18

Issue No: 5

Manufacturer: **Adalet/Scott Fetzer Co.**
4801 W. 150th Street
Cleveland, OH 44135
United States of America

Additional
manufacturing
locations:

This certificate is issued as verification that a sample(s), representative of production, was assessed and tested and found to comply with the IEC Standard list below and that the manufacturer's quality system, relating to the Ex products covered by this certificate, was assessed and found to comply with the IECEx Quality system requirements. This certificate is granted subject to the conditions as set out in IECEx Scheme Rules, IECEx 02 and Operational Documents as amended

STANDARDS :

The equipment and any acceptable variations to it specified in the schedule of this certificate and the identified documents, was found to comply with the following standards

IEC 60079-0:2011 Explosive atmospheres - Part 0: General requirements
Edition:6.0

IEC 60079-31:2013 Explosive atmospheres - Part 31: Equipment dust ignition protection by enclosure "t"
Edition:2

IEC 60079-7:2017 Explosive atmospheres - Part 7: Equipment protection by increased safety "e"
Edition:5.1

This Certificate **does not** indicate compliance with safety and performance requirements other than those expressly included in the Standards listed above.

TEST & ASSESSMENT REPORTS:

A sample(s) of the equipment listed has successfully met the examination and test requirements as recorded in:

Test Report:

[US/UL/ExTR09.0015/05](#)

Quality Assessment Report:

[US/UL/QAR08.0003/09](#)



IECEx Certificate of Conformity

Certificate No.: **IECEx UL 09.0013U**

Page 3 of 4

Date of issue: 2019-12-18

Issue No: 5

Ex Component(s) covered by this certificate is described below:

The devices are empty increased safety and dust protected terminal enclosures constructed out of brushed finish 316L stainless steel and are available in various sizes and depths. The enclosures consist of a cover, hinge assembly, body, external and internal grounding lugs, gland plates, gaskets and welded mounting lugs. The enclosures may be mounted in a vertical or horizontal position.

Please see Annex for additional information.

SCHEDULE OF LIMITATIONS:

- To minimize the risk of electrostatic charge, provisions shall be made for adequate grounding and equipment shall be installed in such a manner so that accidental discharge shall not occur.
- Installation of conduit/cable entries must be in accordance with Drawing No. DS814 and DS814ND.
- All cable entry devices and blanking elements must be certified for protection type 'eb' and 'tb' and must have a minimum IP66 rating for the VC and VH enclosures.
- All cable entry devices and blanking elements must be certified for protection type 'eb' and must have a minimum IP66 rating for the VCND and VHND enclosures.
- All unused device openings in the box must be fitted with a certified close-up plug of protection types 'eb' and must have a minimum IP66 rating for the VCND and VHND enclosures.
- All unused device openings in the box must be fitted with a certified close-up plug of protection types 'eb' and 'tb' and must have a minimum IP66 rating for the VC and VH enclosures.
- These enclosures shall be installed to a flat rigid surface using the mounting means provided.



IECEX Certificate of Conformity

Certificate No.: **IECEX UL 09.0013U**

Page 4 of 4

Date of issue: 2019-12-18

Issue No: 5

DETAILS OF CERTIFICATE CHANGES (for issues 1 and above)

Issue 1: Addition of new models.

Issue 2: Nomenclature was updated to increase the enclosure depth and to include a "U" to designate an empty enclosure. New latch construction was evaluated.

Issue 3: Updated to the latest standards and updated the dust protection technique to "tb".

Issue 4: Addition of the VCND and VHND models which are only suitable for gas atmospheres.

Issue 5: Minor drawing updates; updates IEC 60079-31 to 2nd edition and IEC 60079-7 to edition 5.1.

Annex:

[Annex to IECEx UL 09.0013U Issue 5.pdf](#)



IECEx Certificate of Conformity

Certificate No.: IECEx UL 09.0013U

Issue No.: 5

Page 1 of 3

TYPE DESIGNATION

Nomenclature:

VC4X6 09 06 05 H U A
I II III IV V VI VII

I. Basic Enclosure Designation

VC4X – Brushed Finish Stainless Steel 304

VC4X6 – Brushed Finish Stainless Steel 316L

VCND4X – Brushed Finish Stainless Steel 304

VCND4X6 – Brushed Finish Stainless Steel 316L

II. Enclosure Length

XX – Any two-digit number (30 maximum)

III. Enclosure Width

XX – Any two-digit number (30 maximum)

IV. Enclosure Depth

XX – Any two-digit number (16 maximum)

V. Mounting Feet

H – Horizontal

V – Vertical

VI. U – Empty Enclosure

VII. Gland Plate Location

A – Gland Plate on Top Side

B – Gland Plate on Bottom Side

C – Gland Plate on Left Side

D – Gland Plate on Right Side



IECEx Certificate of Conformity

Certificate No.: IECEx UL 09.0013U

Issue No.: 5

Page 2 of 3

VH4X6 10 10 06 U A
I II III IV V VI

I. Basic Enclosure Designation

VH4X – Brushed Finish Stainless Steel 304

VH4X6 – Brushed Finish Stainless Steel 316L

VHND4X – Brushed Finish Stainless Steel 304

VHND4X6 – Brushed Finish Stainless Steel 316L

II. Enclosure Length

XX – Any two-digit number (30 maximum)

III. Enclosure Width

XX – Any two-digit number (30 maximum)

IV. Enclosure Depth

XX – Any two-digit number (16 maximum)

V. U – Empty Enclosure

VI. Gland Plate Location

A – Gland Plate on Top Side

B – Gland Plate on Bottom Side

C – Gland Plate on Left Side

D – Gland Plate on Right Side



IECEX Certificate of Conformity



Certificate No.: IECEX UL 09.0013U



Issue No.: 5

Page 3 of 3

MARKING

Marking has to be readable and indelible; it has to include the following indications:

ADALET		M6138NDB
4801 W150 ST., CLEVELAND, OHIO 44135 U.S.A.		
Cat. No.	<input type="text"/>	
Serlal No.	<input type="text"/>	
0539 Ⓢ II 2 G Ex eb IIC Gb IP66 DEMKO 09 ATEX 147278U -50C ≤ Ta ≤ 100C	IECEX Ex eb IIC Gb IP66 IECEX UL 09.0013U -50C ≤ Ta ≤ 100C	
Junctlon and Pull Box for Hazardous Locatlons		
Ex e IIC Gb U, Class I Zone I AEx eb IIC Class I, Division 2, Groups ABCD Class II, Divlslon 2, Groups FG Type 4X, 12, & 13 -50C ≤ Ta ≤ 100C		
		
		SEE INSTALLATION INSTRUCTION DOCUMENT

ADALET		M6138E
4801 W150 ST., CLEVELAND, OHIO 44135 U.S.A.		
Cat. No.	<input type="text"/>	
Serlal No.	<input type="text"/>	
0539 Ⓢ II 2 G Ex eb IIC Gb 0539 Ⓢ II 2 D Ex tb IIIC Db IP66 DEMKO 09 ATEX 147278U -50C ≤ Ta ≤ 100C	IECEX Ex eb IIC Gb IECEX Ex tb IIIC Db IP66 IECEX UL 09.0013U -50C ≤ Ta ≤ 100C	
Junctlon and Pull Box for Hazardous Locatlons		
Ex e IIC Gb U, Class I Zone I AEx eb IIC Class I, Division 2, Groups ABCD Class II, Divlslon 2, Groups FG Type 4X, 12, & 13 -50C ≤ Ta ≤ 100C		
		
		SEE INSTALLATION INSTRUCTION DOCUMENT