

OPERATOR ENCLOSURE

CSC Series: Increased Safety Operator Enclosures

FEATURES

- Type 316L Stainless steel captive hex head, slotted cover screw
- Universal DIN rail mounting system (Except 050504/06)
- One-piece, NEMA 4 / IP66 water-tight gasket
- Internal/external grounding provisions
- Welded-on mounting flange with 0.31" clearance holes
- Ambient temperature range -40°C to +70°C
- 10 standard sizes with standard 30.5mm cover hole configuratio

DESIGN OPTIONS

- Adalet increased safety operating devices
- Gland Plates (6" depths or greater) with continuous gasket
- Painted steel or stainless steel inner mounting panel
- Drilled entries / cut-outs
- Stopping plugs and breather / drain
- Terminal block assemblies and ground bars
- Cable glands
- Multiple coating options for additional corrosion resistance

MATERIAL

- Enclosure and gland plates Type 304 or 316L
- Captive cover screws and hardware are 316L
- NEMA 4 / IP66 water-tight gasket is form in place (FIP)
- Box / cover constructed from 14 gauge (0.75) stainless steel with #3/#4 brush finish
- Gland plates constructed from 10 gauge (.1345) stainless steel with #3/#4 brush finish
- Silicone gasket
- Gland plate gasket constructed from 1/8" Bisco silicone with Acrylic PSA



Certifications

POPULATED ENCLOSURE

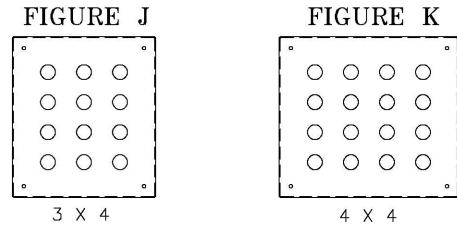
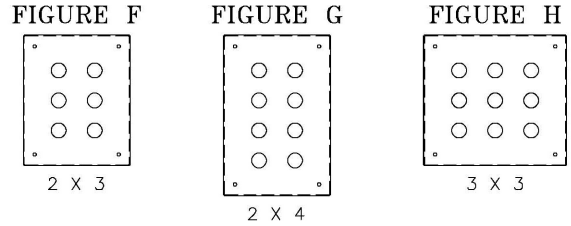
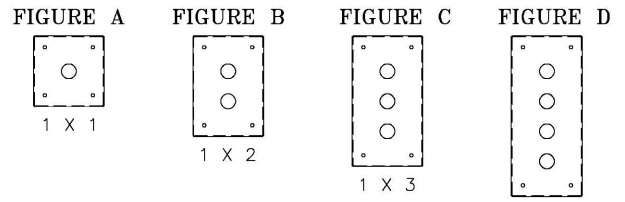
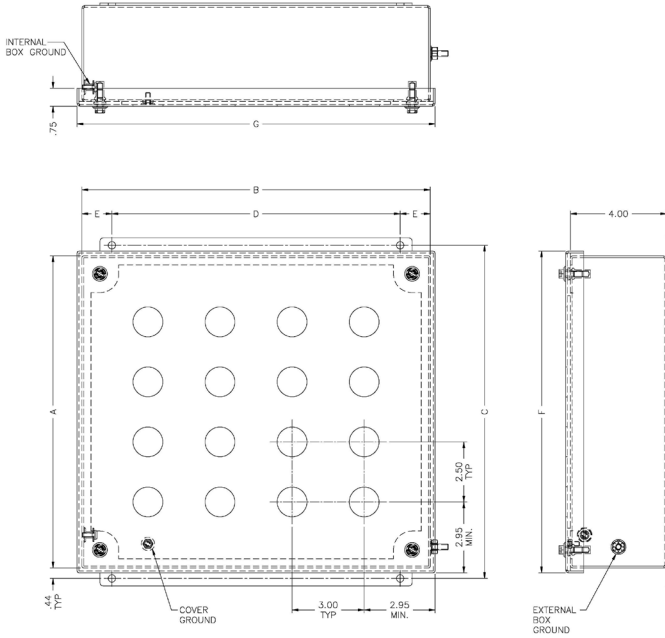
Class I, Division 2, Groups A, B, C, and D
 Class II, Division 2, Groups F and G
 Class I, Zone 1, AEx e II (T5: Ta < +55°C)
 (T4: Ta < +70°C)
 ATEX Directive 94/9/EC
 Class I, Zone 1, Exe II T6 (T5: Ta < +55°C)
 (T4: Ta < +70°C)
 Class I, Zone 1, Exe II T6 (T5: Ta < +55°C)
 (T4: Ta < +70°C)
 NEMA Type 4X, 12, and 13

EMPTY ENCLOSURE

Class II, Division 2
 Class I, Zone 1, AEx e II
 Class I, Zone 1 Exe II
 Ex tD A21 IP66
 NEMA 4X, 12, and 13



OPERATOR ENCLOSURE



ENCLOSURE	Holes	Fig.	Enclosure Dimensions						
			A	B	C	D	E	F	G
CSC4X6-050504 (1x1)	1	A	5.50	5.50	6.25	4.00	0.75	5.90	5.90
CSC4X6-050506 (1x1 w/ Terminal Blocks)	1	A	5.50	5.50	6.25	4.00	0.75	5.90	5.90
CSC4X6-080504 (1x2)	2	B	8.00	5.50	8.75	4.00	0.75	8.40	5.90
CSC4X6-080506 (1x2 w/ Terminal Blocks)	2	B	8.00	5.50	8.75	4.00	0.75	8.40	5.90
CSC4X6-100504 (1x3)	3	C	10.50	5.50	11.25	4.00	0.75	10.90	5.90
CSC4X6-100506 (1x3 w/ Terminal Blocks)	3	C	10.50	5.50	11.25	4.00	0.75	10.90	5.90
CSC4X6-130504 (1x4)	4	D	13.00	5.50	13.75	4.00	0.75	13.40	5.90
CSC4X6-130506 (1x4 w/ Terminal Blocks)	4	D	13.00	5.50	13.75	4.00	0.75	13.40	5.90
CSC4X6-080804 (2x2)	4	E	8.00	8.50	8.75	6.00	1.25	8.40	8.90
CSC4X6-080806 (2x2 w/ Terminal Blocks)	4	E	8.00	8.50	8.75	6.00	1.25	8.40	8.90
CSC4X6-100804 (2x3)	6	F	10.50	8.50	11.25	6.00	1.25	10.90	8.90
CSC4X6-100806 (2x3 w/ Terminal Blocks)	6	F	10.50	8.50	11.25	6.00	1.25	10.90	8.90
CSC4X6-130804 (2x4)	8	G	13.00	11.50	13.75	6.00	1.25	13.40	8.90
CSC4X6-130806 (2x4 w/ Terminal Blocks)	8	G	13.00	11.50	13.75	6.00	1.25	13.40	8.90
CSC4X6-101104 (3x3)	9	H	10.50	11.50	11.25	10.00	0.75	10.90	11.90
CSC4X6-101106 (3x3 w/ Terminal Blocks)	9	H	10.50	11.50	11.25	10.00	0.75	10.90	11.90
CSC4X6-131104 (3x4)	12	J	13.00	11.50	13.75	10.00	0.75	13.40	11.90
CSC4X6-131106 (3x4 w/ Terminal Blocks)	12	J	13.00	11.50	13.75	10.00	0.75	13.40	11.90
CSC4X6-131404 (4x4)	16	K	13.00	14.50	13.75	12.00	1.25	13.40	14.90
CSC4X6-131406 (4x4 w/ Terminal Blocks)	16	K	13.00	14.50	13.75	12.00	1.25	13.40	14.90